

Connector No.	F86
Connector Name	EXHAUST VALVE TIMING CONTROL SOLENOID VALVE (BANK 1)
Connector Color	GRAY



Terminal No.	Color of Wire	Signal Name
1	L	–
2	SB	–

Connector No.	F87
Connector Name	CAMSHAFT POSITION SENSOR (PHASE) (BANK 1) (EXCEPT FOR MEXICO)
Connector Color	BLACK



Terminal No.	Color of Wire	Signal Name
1	BR	–
2	LG	–
3	GR	–

Connector No.	F88
Connector Name	CAMSHAFT POSITION SENSOR (PHASE) (BANK 2) (EXCEPT FOR MEXICO)
Connector Color	BLACK



Terminal No.	Color of Wire	Signal Name
1	BR	–
2	LG	–
3	GR	–

Connector No.	F91
Connector Name	WIRE TO WIRE
Connector Color	BROWN



Terminal No.	Color of Wire	Signal Name
1	B	–
2	LG	–
3	B	–

Connector No.	F201
Connector Name	WIRE TO WIRE
Connector Color	BLUE



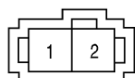
Terminal No.	Color of Wire	Signal Name
1	GR	–
2	SHIELD	–
3	W	–
4	SHIELD	–

Connector No.	F202
Connector Name	KNOCK SENSOR (BANK 1)
Connector Color	GRAY



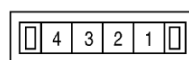
Terminal No.	Color of Wire	Signal Name
1	GR	–
2	SHIELD	–

Connector No.	F204
Connector Name	KNOCK SENSOR (BANK 2)
Connector Color	GRAY



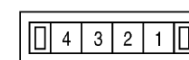
Terminal No.	Color of Wire	Signal Name
1	W	–
2	SHIELD	–

Connector No.	B11
Connector Name	JOINT CONNECTOR-B09
Connector Color	WHITE



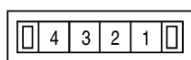
Terminal No.	Color of Wire	Signal Name
1	P	–
2	P	–

Connector No.	B12
Connector Name	JOINT CONNECTOR-B10
Connector Color	WHITE



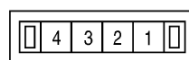
Terminal No.	Color of Wire	Signal Name
1	L	–
2	L	–

Connector No.	B16
Connector Name	JOINT CONNECTOR-B11
Connector Color	WHITE



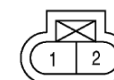
Terminal No.	Color of Wire	Signal Name
1	P	–
2	P	–

Connector No.	B17
Connector Name	JOINT CONNECTOR-B12
Connector Color	WHITE



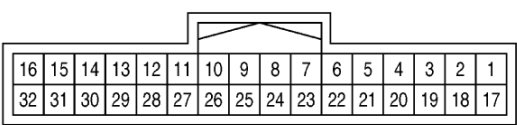
Terminal No.	Color of Wire	Signal Name
1	L	–
2	L	–

Connector No.	B31
Connector Name	EVAP CANISTER VENT CONTROL VALVE
Connector Color	BLACK




Terminal No.	Color of Wire	Signal Name
1	Y	–
2	LG	–

Connector No.	B32
Connector Name	WIRE TO WIRE
Connector Color	WHITE



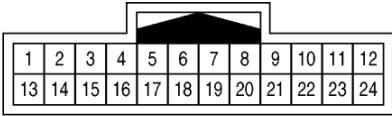
Terminal No.	Color of Wire	Signal Name
18	L	—
19	P	—

Connector No.	B36
Connector Name	EVAP CONTROL SYSTEM PRESSURE SENSOR
Connector Color	GRAY



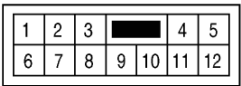
Terminal No.	Color of Wire	Signal Name
1	G	—
2	W	—
3	R	—

Connector No.	B40
Connector Name	WIRE TO WIRE
Connector Color	WHITE



Terminal No.	Color of Wire	Signal Name
1	LG	—
2	Y	—
3	R	—
4	G	—
5	W	—
23	W	—

Connector No.	B43
Connector Name	WIRE TO WIRE
Connector Color	WHITE



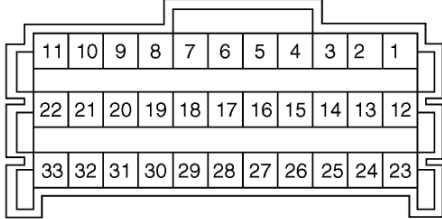
Terminal No.	Color of Wire	Signal Name
1	W	—
3	W	—

Connector No.	B52
Connector Name	CONDENSER-2
Connector Color	WHITE



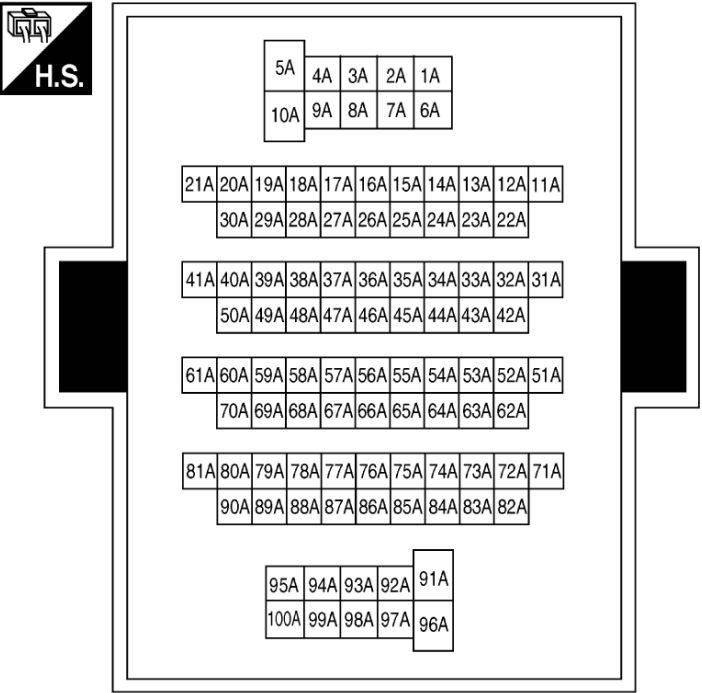
Terminal No.	Color of Wire	Signal Name
1	W	—
2	B	—

Connector No.	B63
Connector Name	JOINT CONNECTOR-B01
Connector Color	WHITE



Terminal No.	Color of Wire	Signal Name
26	B	—
28	B	—

Connector No.	B69
Connector Name	WIRE TO WIRE
Connector Color	GRAY



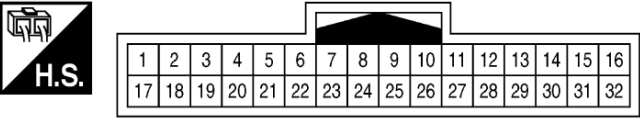
Terminal No.	Color of Wire	Signal Name
89A	L	—
90A	P	—

Connector No.	B72
Connector Name	FUEL LEVEL SENSOR UNIT AND FUEL PUMP
Connector Color	GRAY



Terminal No.	Color of Wire	Signal Name
1	W	—
3	W	—
4	B	—
6	W	—

Connector No.	B101
Connector Name	WIRE TO WIRE
Connector Color	WHITE



Terminal No.	Color of Wire	Signal Name
17	L	—
18	P	—

Connector No.	B102
Connector Name	JOINT CONNECTOR-B14
Connector Color	WHITE



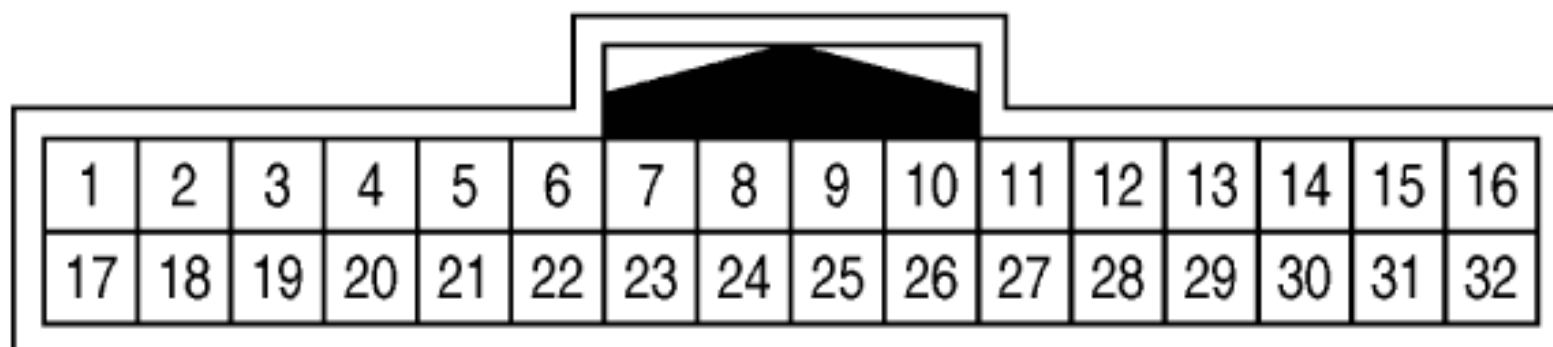
Terminal No.	Color of Wire	Signal Name
1	L	—
2	L	—

Connector No.	B103
Connector Name	JOINT CONNECTOR-B05
Connector Color	WHITE



Terminal No.	Color of Wire	Signal Name
1	P	—
2	P	—

Connector No.	B124
Connector Name	WIRE TO WIRE
Connector Color	WHITE



Terminal No.	Color of Wire	Signal Name
18	L	—
19	P	—